


2-1

Things in the classroom



Activity

Remembering what objects you have seen and writing them down.

Form



Time



Grammar

Communications Conventions

To be prepared

Pictures of objects or the real things.

Vocabulary Required

つくえ、いす、カレンダー、^{とけい}時計、ボールペン、
ノート、えんぴつ、^{ほん}本、^{じしょ}辞書、テープ、
テープレコーダー、かばん、テレビ、
^{きょうしつ}教室

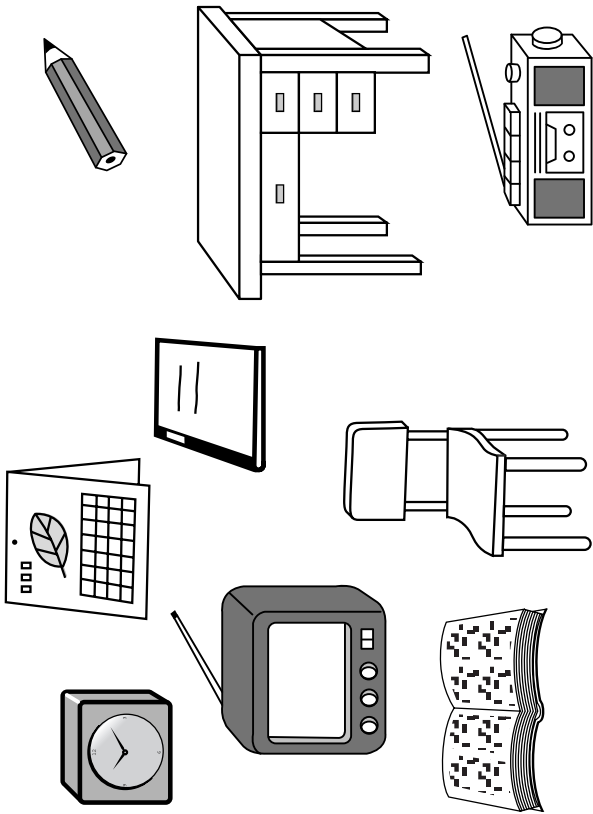
Instructions

1. Get the students to look at Picture (1) and check that they know the names of all the things they see.
2. Choose one of the pictures from (2) to (4). The students then look at it for 30 seconds, try to remember as many of the things that they saw in the picture and write them down in Japanese.


Variation

- (1) Make it a competition between individuals or teams. The person or team with the biggest number of correct words is the winner.
- (2) When making this exercise into a competition it is important to mark for the correctness of spelling.
- (3) First of all, make a list of the names of the objects. Then, after looking at the picture, the students draw ○ beside those that were in the picture, and × beside those that were not in the picture. It then becomes a simpler exercise.


(2)



(4)



(1)



(3)

