

September 3, 2025
Updated on April 6, 2026

SURVEY SUMMARY ON JAPANESE–LANGUAGE EDUCATION ABROAD 2024



JAPAN FOUNDATION

◆Contact: Planning and Coordination Section, Japanese–Language Dept. I (kikan@jpf.go.jp)

Contents

1. Overview of Survey

- (1) Survey Objective, Coverage, and Period
- (2) Survey Content
- (3) Survey Method and Changes from the Previous Survey
- (4) Valid Responses

2. Overview of Survey Results

- (1) General Overview
- (2) Trends in the Number of Japanese-Language Educational Institutions, Teachers, and Learners
- (3) Top 10 Countries/ Regions by Number of Learners, and Learner Distribution by Region and Educational Level

3. Analysis of Survey Results

- (1) Number of Institutions (2) Number of Teachers (3) Number of Learners
- (4) Key Points of the Survey Results
- (5) Purpose and Reasons for Learning Japanese

4. Notice of Data Correction (Updated on March 13, 2026)

1. Overview of Survey-1

■ Survey Objective

This survey aims to understand the current situation of institutions providing Japanese-language education overseas and to present useful information from the following three key perspectives:

- (i) As reference materials for researchers and others conducting surveys or studies on Japanese language education;
- (ii) As reference materials for institutions engaged in Japanese-language education, international exchange organizations, and other entities implementing Japanese-language education programs;
- (iii) As reference materials for information exchange, mutual collaboration, and network formation among Japanese-language education institutions and organizations.

■ Survey Coverage

The survey targeted institutions that provide Japanese-language education overseas. The following were excluded from the survey:

- (i) Groups and activities without substantial organizational structure;
- (ii) Overseas educational facilities providing only Japanese-language education within the national curriculum;
 - However, if these overseas educational facilities offer Japanese-language courses as a foreign or heritage language rather than as part of the national curriculum, they were included on a department or course basis.
- (iii) Broadcasters and online platforms offering Japanese-language education for the general public;
- (iv) Institutions offering only short-term Japanese-language experience programs.

■ Survey Period

September 2024 to December 2024.

- In cases where some countries/regions did not complete the survey within the above period, the survey period was extended until May 2025.

1. Overview of Survey-2

■ Survey Content

Survey Content	Survey Items
Basic Information about the Institution	Institution name, department, address, and contact information (phone, email, website URL)
Type of Institution	Founding body (national/state/provincial/local government; private organization or individual; Japanese government/related organizations) Classification of Japanese-language instruction (regular courses/extracurricular activities) Type of degree awarded (required for higher education only) Online course availability
Learners	For primary, secondary, higher education: Number of learners by educational level For non-school education (*1) : (1) Total number and attributes by educational level (preschool/primary and secondary/higher education/adult) (2) Number of learners by attribute (optional)
Teachers	Number of Japanese language teachers by educational level (*2) Number of teachers (full/part-time), number of native Japanese-speaking teachers, availability of Japanese language teacher training programs
Purpose and Reasons for Learning Japanese (optional)	Multiple selections from 13 options, such as "Interest in Japanese culture" and "To pursue higher education or work in my country or Japan"
Status of Providing Japanese-Language Education (optional)	Satisfaction with the number and quality of teachers, learning materials, and facilities, etc. (choices: Agree / Disagree / Do not know)

1. Overview of Survey-3

■ Survey Method

The survey was conducted online via URL distribution in 20 languages. Surveys and analyses were carried out by the overseas offices of JF, Japanese embassies and consulates-general, and related organizations.

- When online surveys could not be conducted, alternative methods, such as questionnaires (in Excel format) and phone interviews, were employed.
- The survey was subcontracted to external institutions in some countries/regions.

■ Changes from the Previous Survey

Changed Item	2021	2024
1. Not included in the survey	(ii) Japanese schools for the children of Japanese living overseas and supplementary schools authorized by the Ministry of Education, Culture, Sports, Science and Technology at the time of the survey.	(ii) Overseas educational facilities providing only Japanese-language education within the national curriculum
2. Availability of Japanese-language education as a heritage language and its breakdown	Surveyed	<ul style="list-style-type: none">• Not surveyed• The presence of applicable learners was confirmed through the survey item "Purpose and reasons for learning Japanese."
3. Method of aggregation by educational level	Total number of teachers at institutions was counted. Learners were counted by educational level.	Institutions and teachers were categorized by educational level based on respondents' selections, and their numbers were counted for each level.
4. Availability of Japanese language teacher training programs	Surveyed for all educational levels	Surveyed only for higher education and non-school education
5. Questions on "Status of providing Japanese-language education" (partial)	"Considering the introduction of new languages and the discontinuation of Japanese-language courses."	"Considering the discontinuation of Japanese-language courses."

1. Overview of Survey-4

■ Valid Response Rate: 84.8%

Survey requests sent : 29,148

Valid responses received: 24,717

■ Breakdown of Valid Responses

Japanese-language education provided : 19,344

All classes temporarily suspended : 2,112

Japanese-language education not provided: 3,261

- Excludes institutions not surveyed and those that refused to respond
- This survey covers Japanese-language education provided by institutions only. Individual learning activities are excluded.

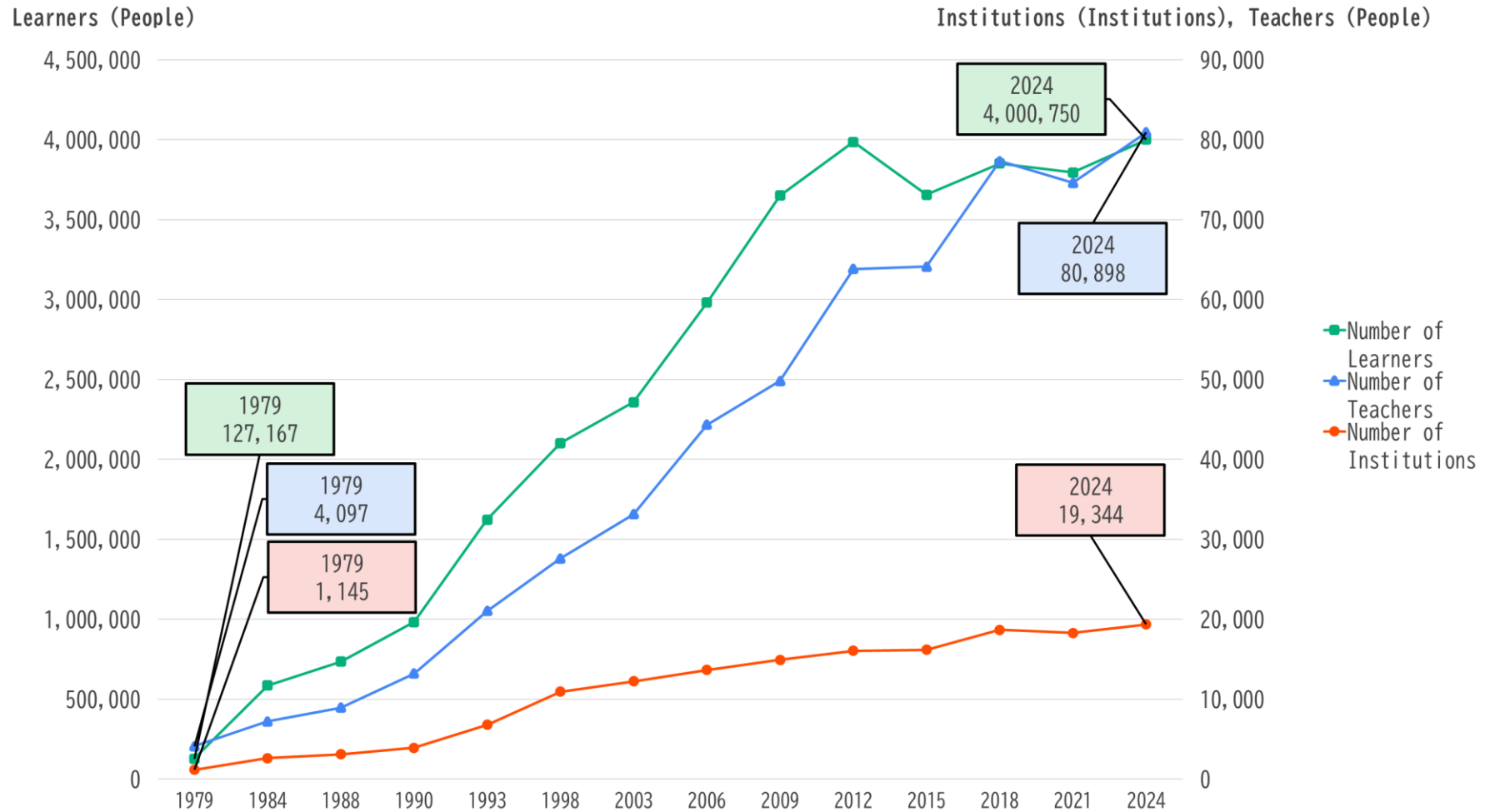
2. (1) General Overview of Survey Results

Japanese-language education confirmed in
143 countries/regions

Institutions	:	19,344
Teachers	:	80,898
Learners	:	4,000,750

All numbers reached the highest ever!

2. (2) Trends in the Number of Japanese Language–Education Institutions, Teachers, and Learners

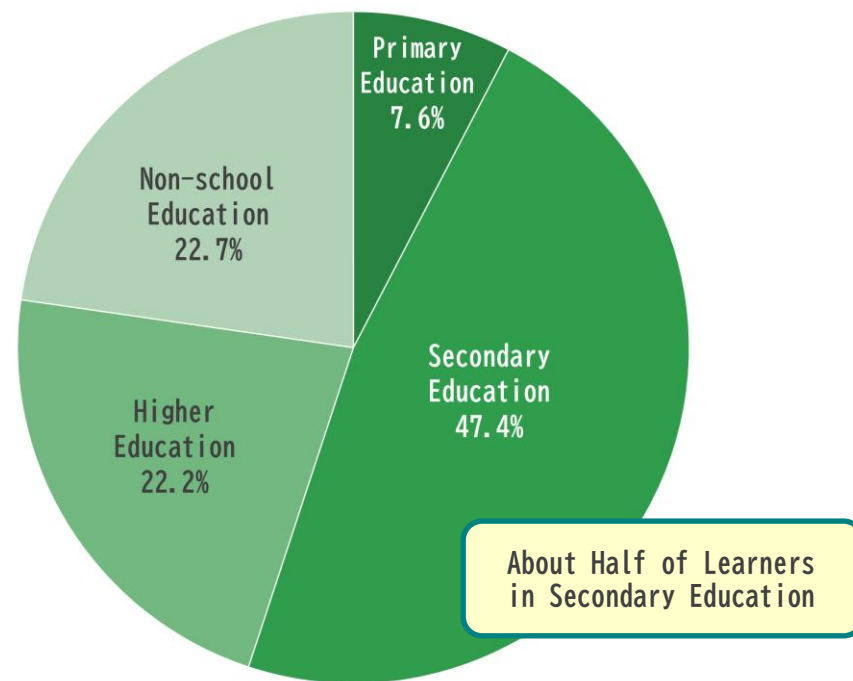


2. (3) Top 10 Countries/Regions and Learner Distribution

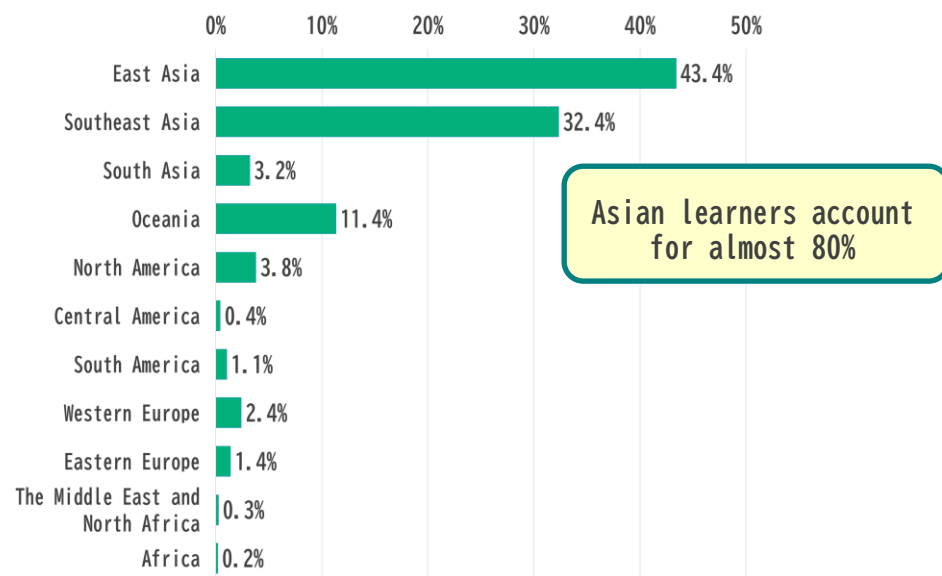
■ Top 10 countries/regions by number of learners

2021 Rank	2024 Rank	Country / Region	2024 Learners (People)	Increase / Decrease Number (People)
1	1	China	1,019,197	▲38,121
2	2	Indonesia	732,914	21,182
3	3	Korea	555,396	85,062
4	4	Australia	424,316	8,968
5	5	Thailand	194,366	10,409
6	6	Vietnam	164,495	▲5,087
7	7	United States of America	134,096	▲27,306
8	8	Taiwan	124,149	▲19,483
16	↑ 9	Myanmar	100,315	81,191
11	↑ 10	India	52,946	16,931

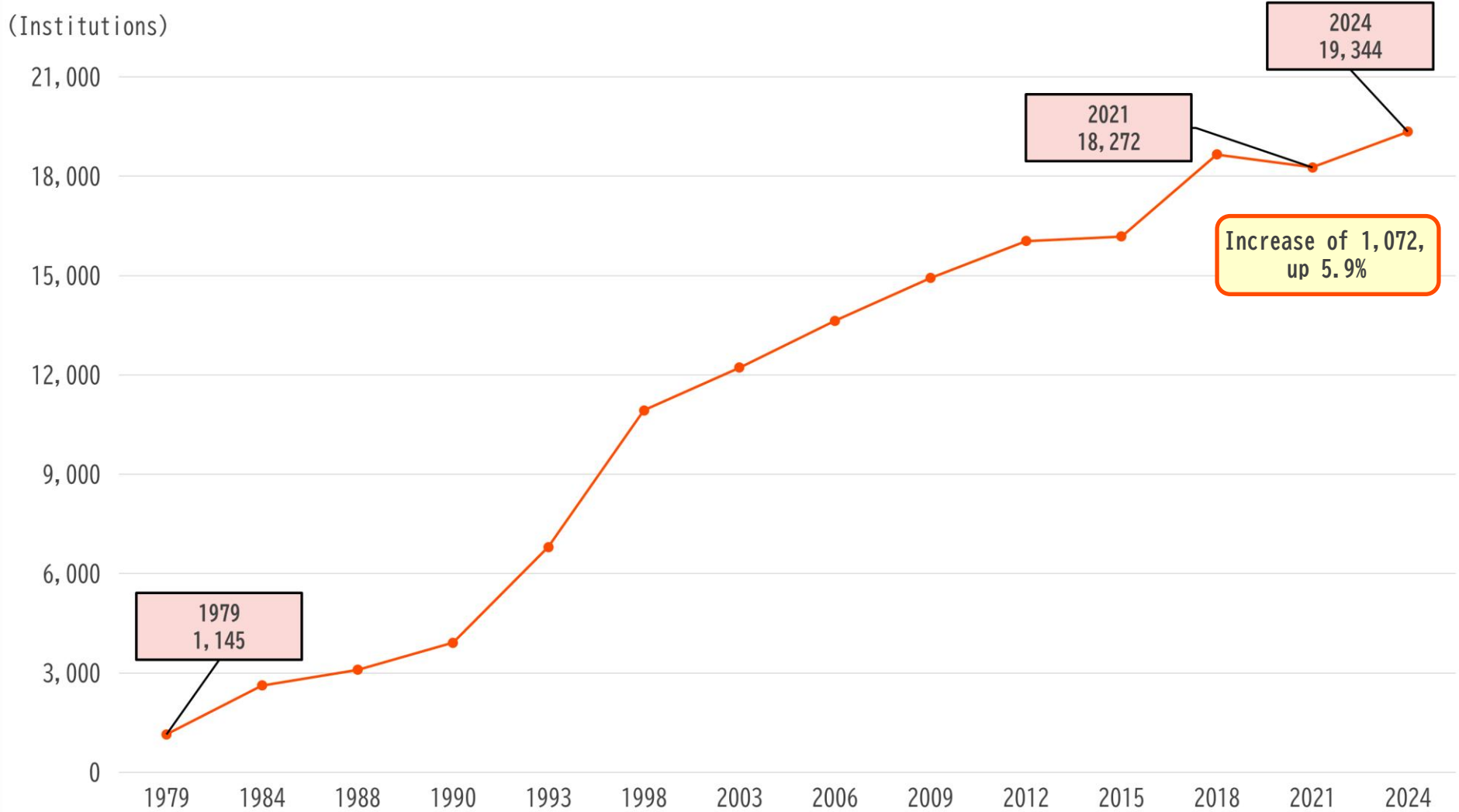
■ Learner distribution by educational level (total: about 4 million learners)



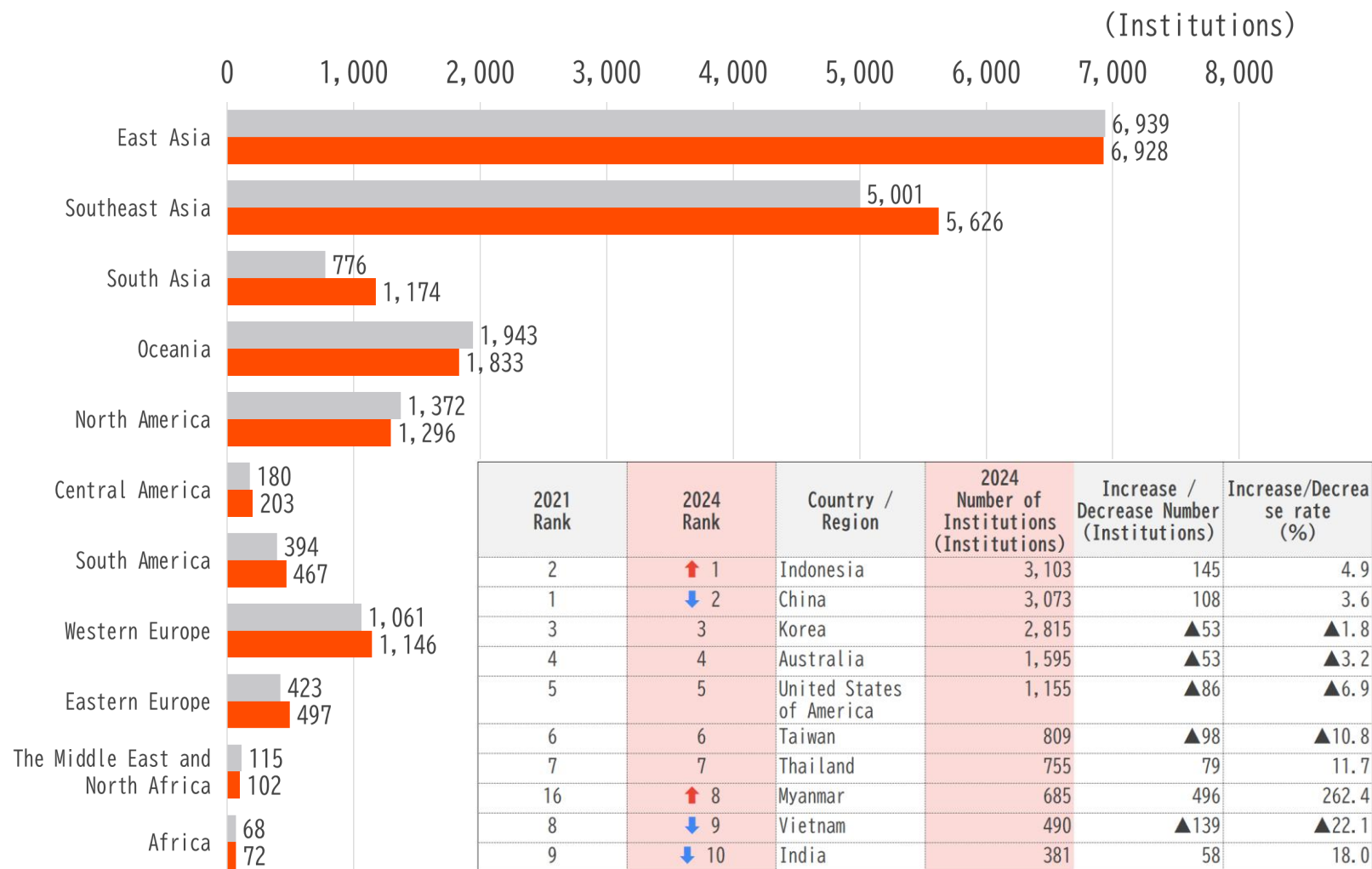
■ Learner distribution by region (total: about 4 million learners)



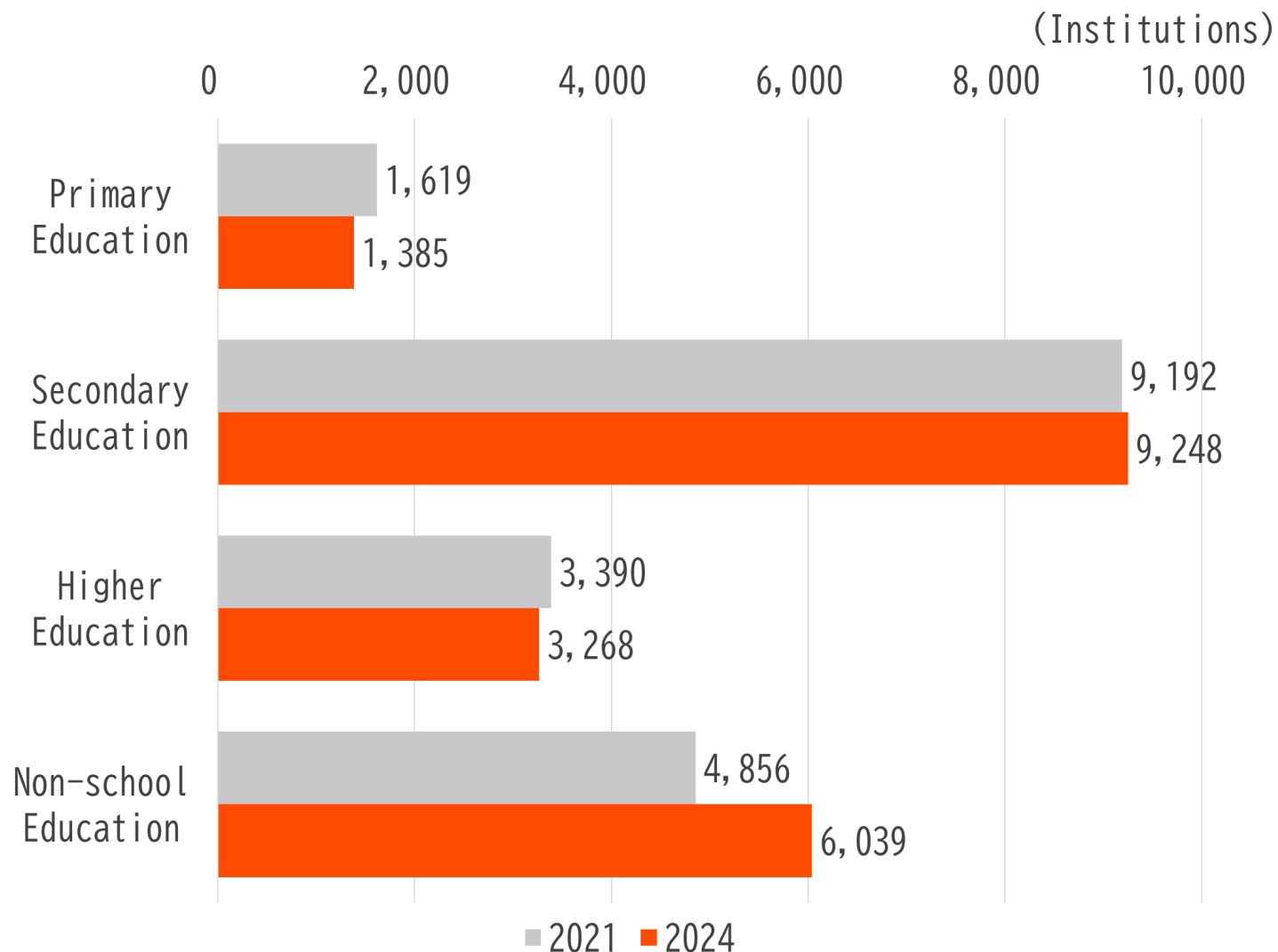
3. (1) Number of Institutions: Trends Over Time



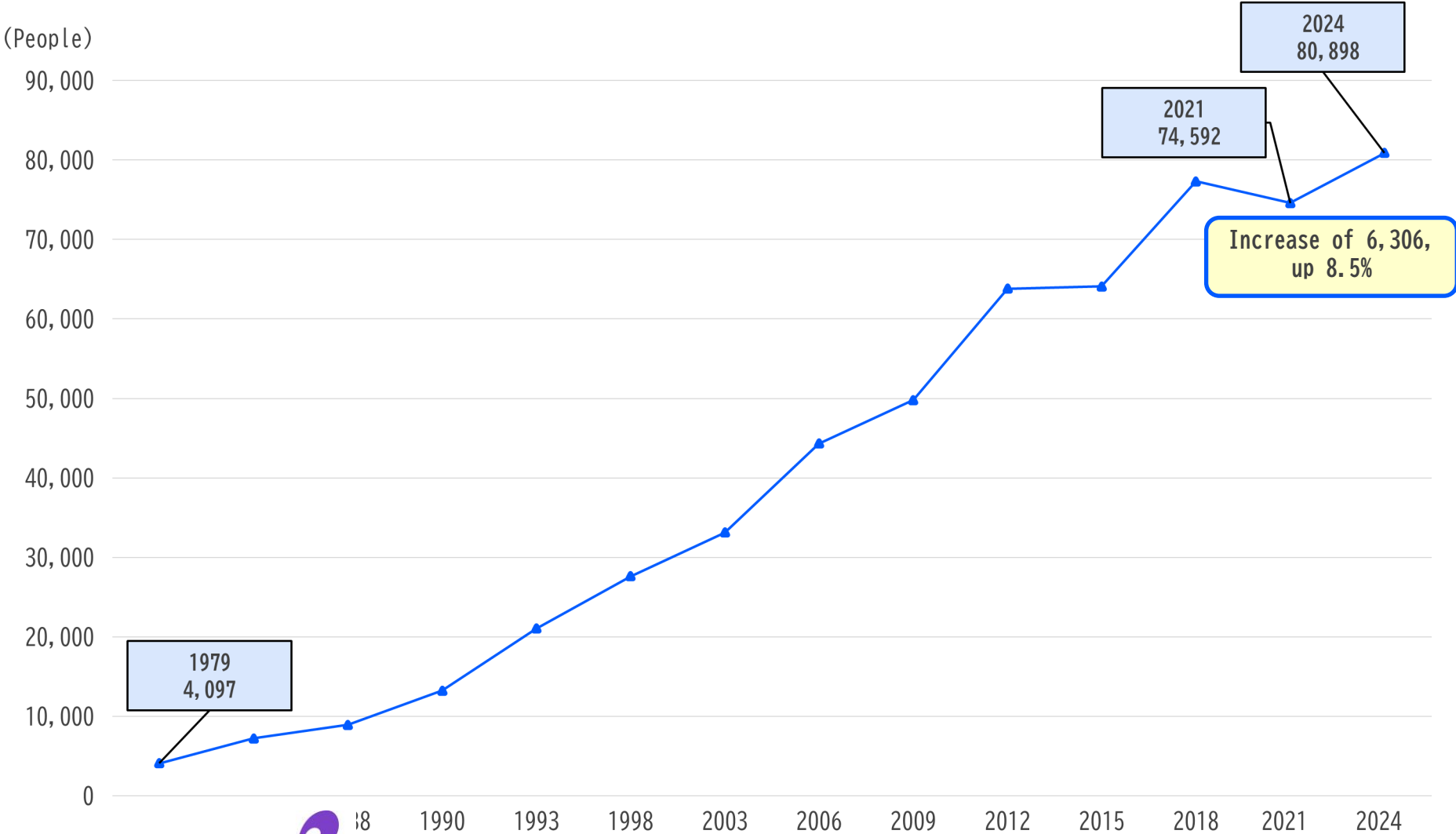
3. (1) Number of Institutions: Changes by Region and Top 10 Countries/Regions



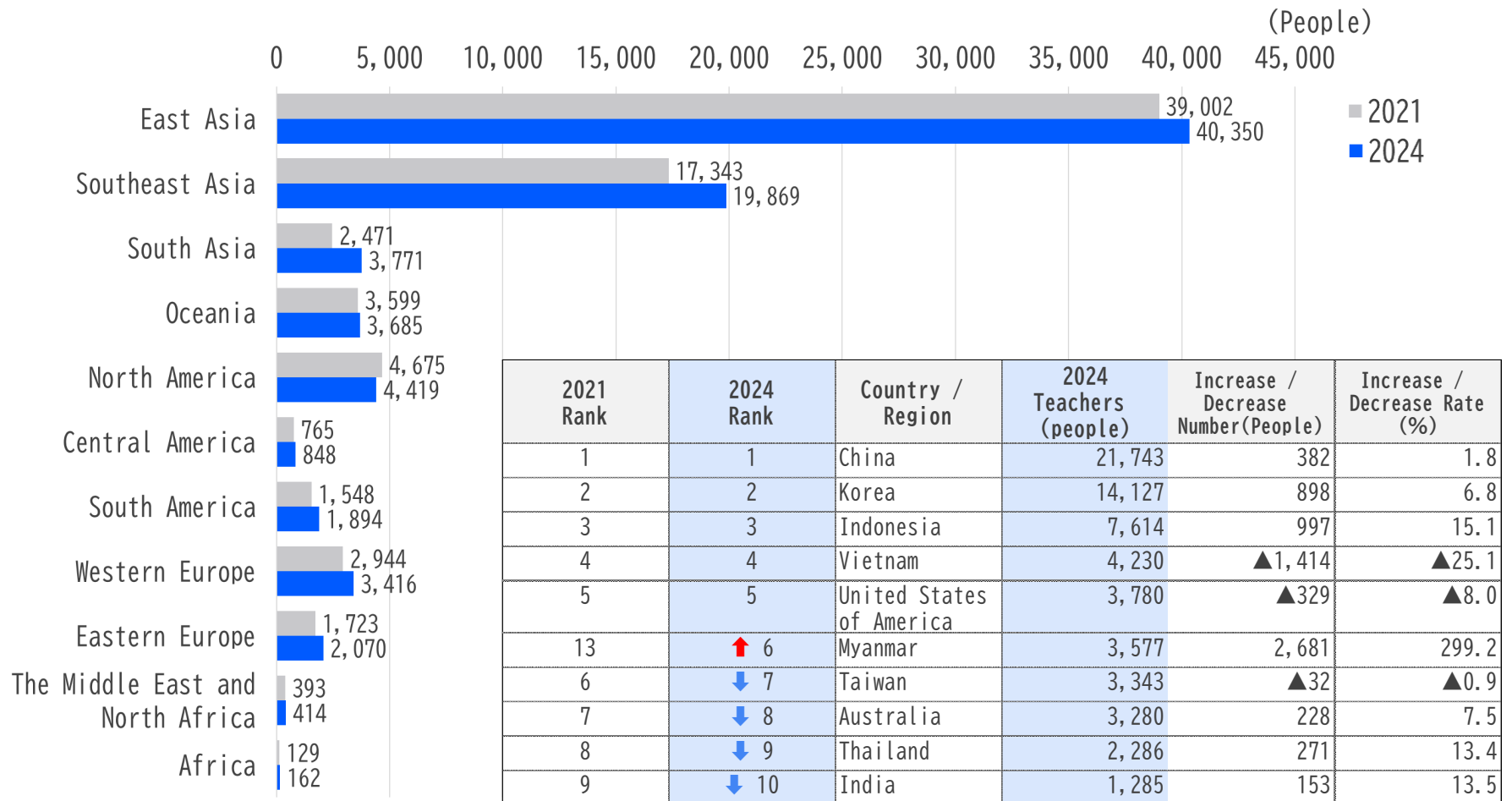
3. (1) Number of Institutions: Changes by Educational Level



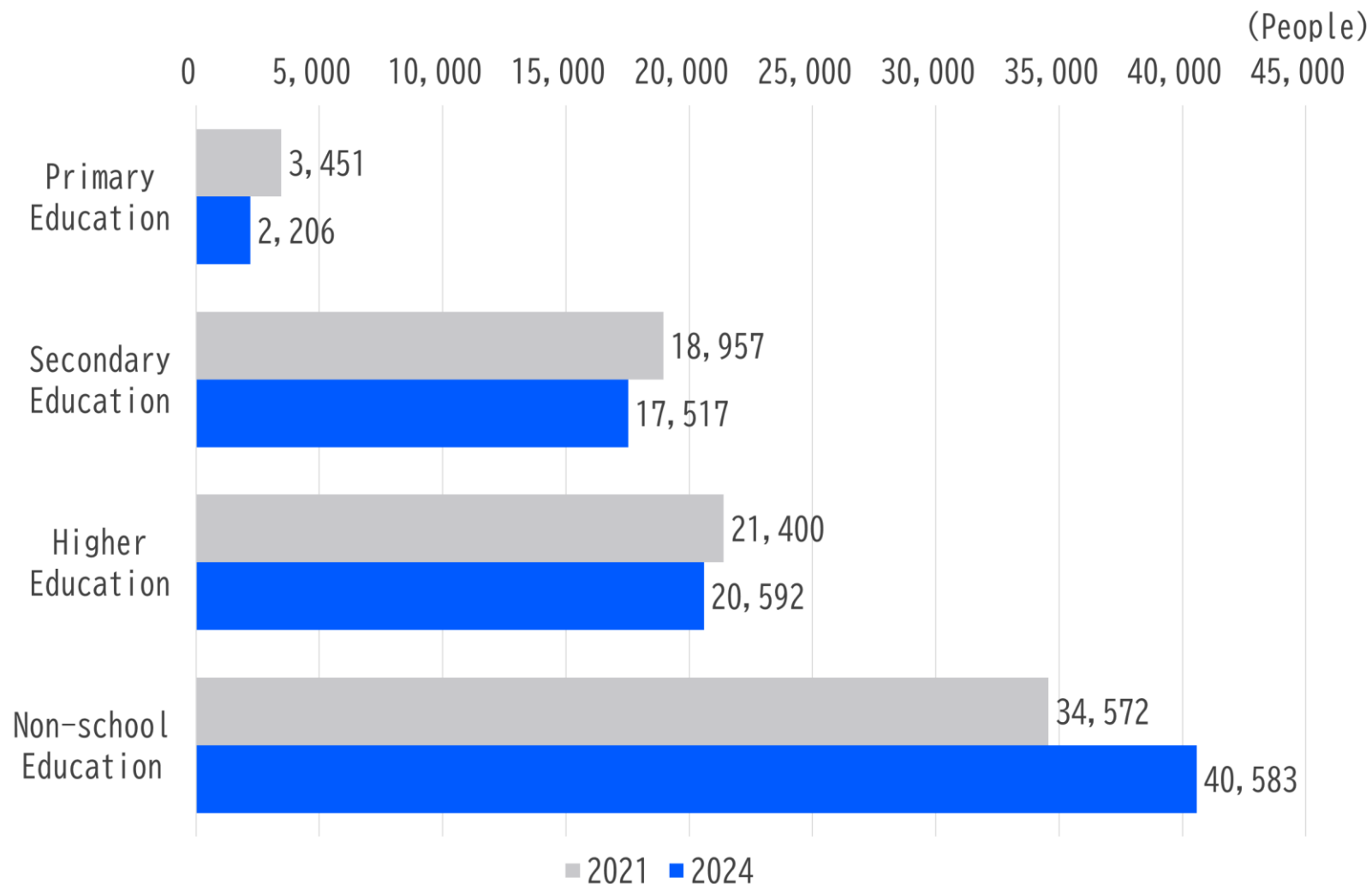
3. (2) Number of Teachers: Trends Over Time



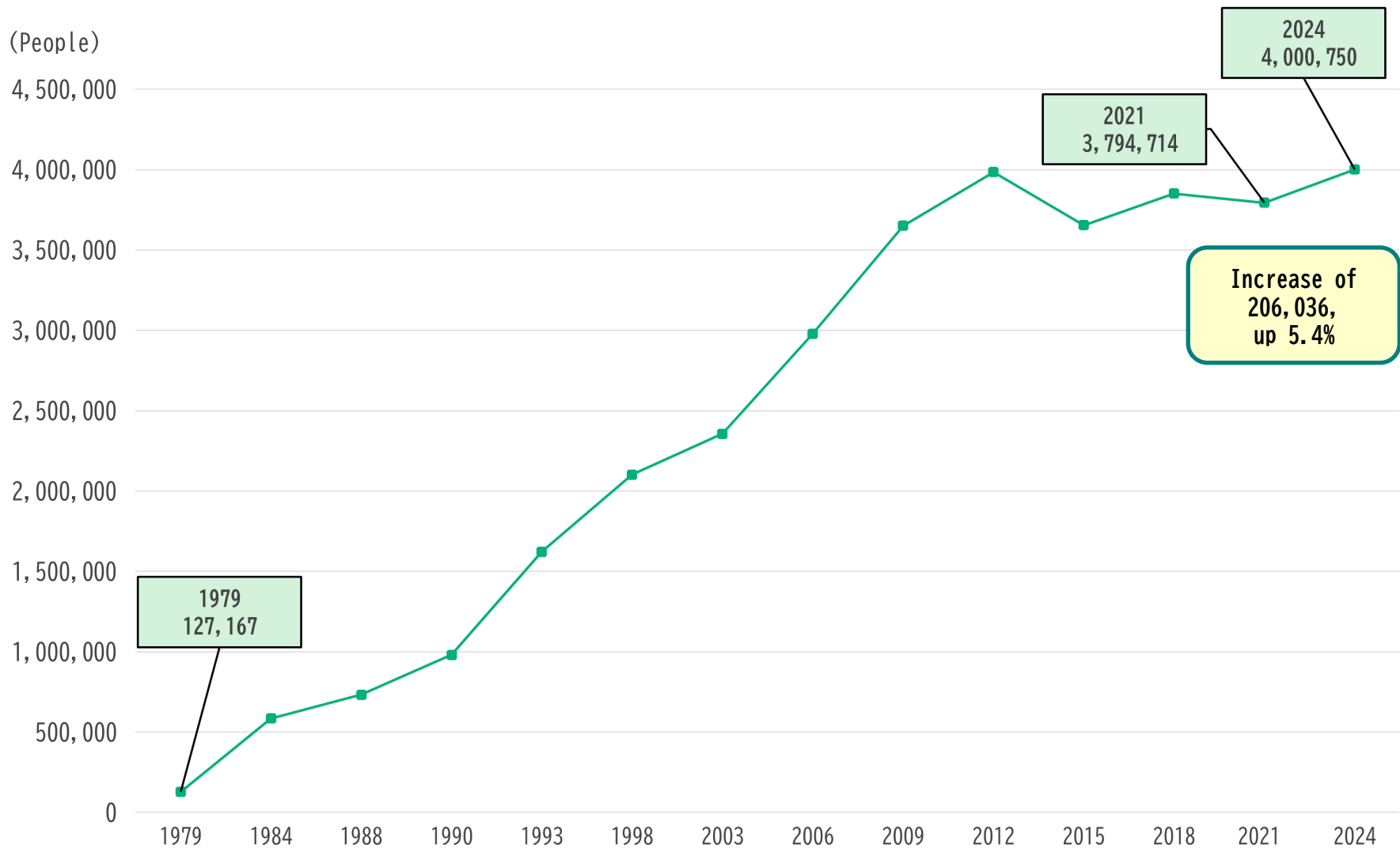
3. (2) Number of Teachers: Changes by Region and Top 10 Countries/Regions



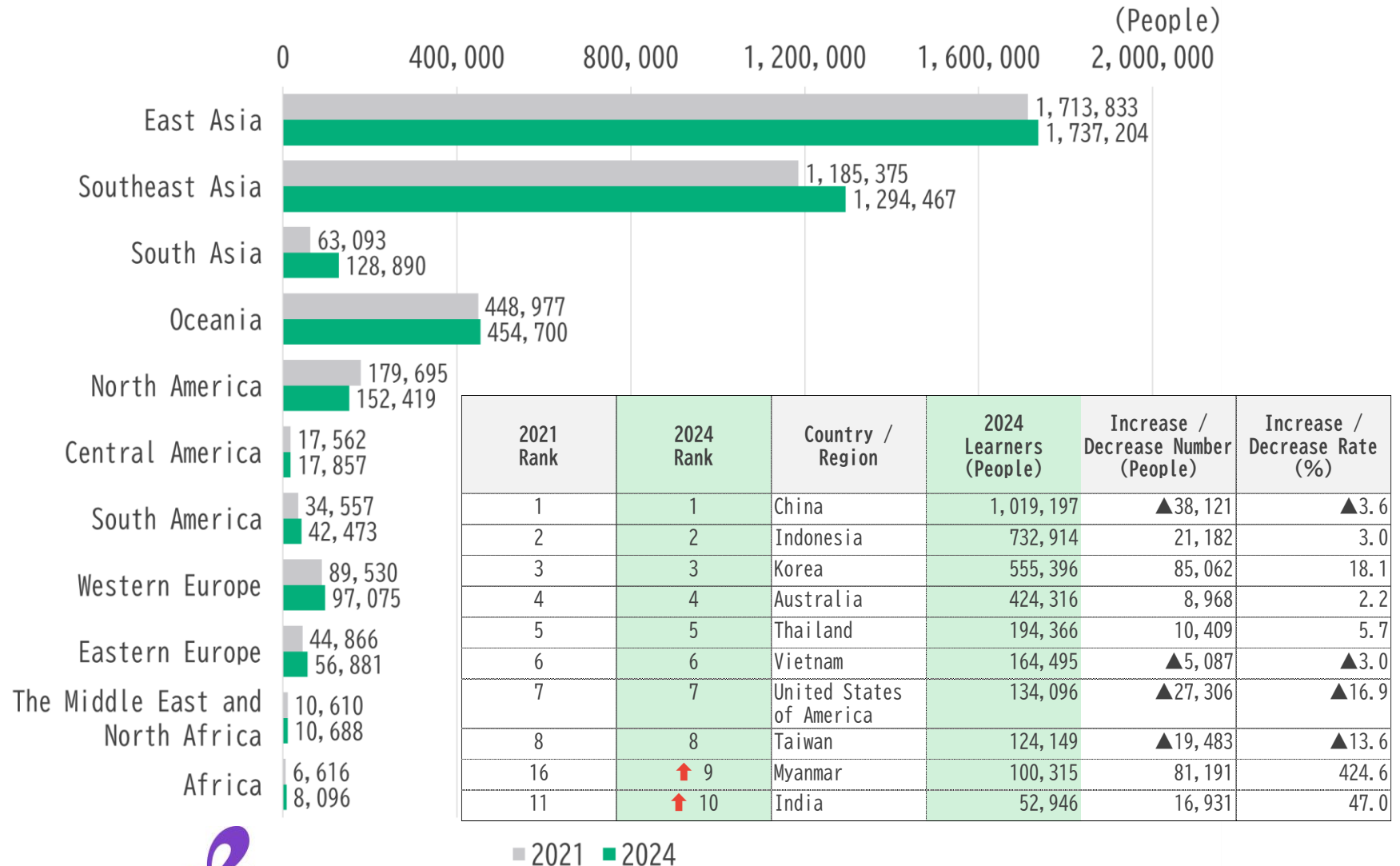
3. (2) Number of Teachers: Changes by Educational Level



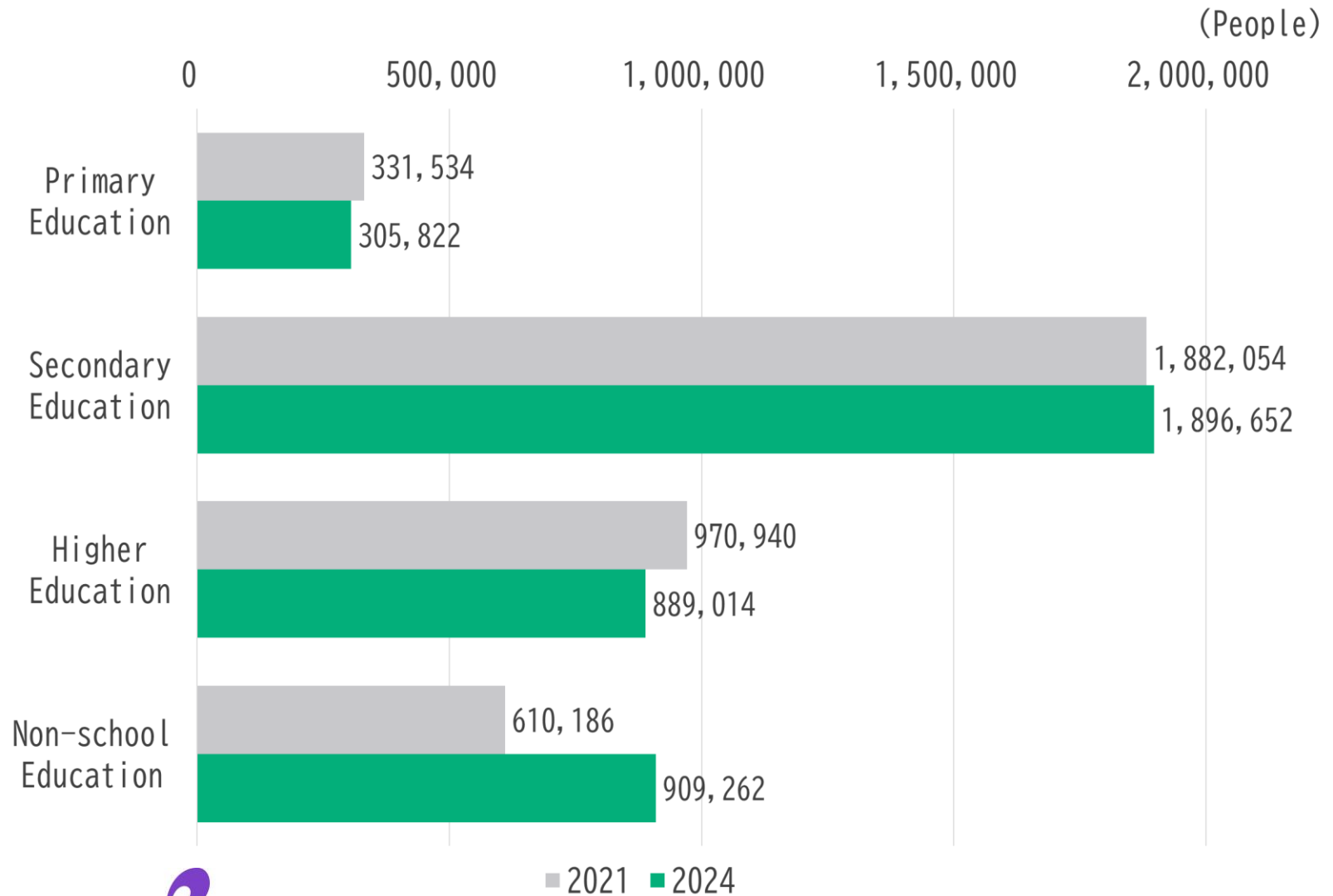
3. (3) Number of Learners: Trends Over Time



3. (3) Number of Learners: Changes by Region and Top 10 Countries/Regions



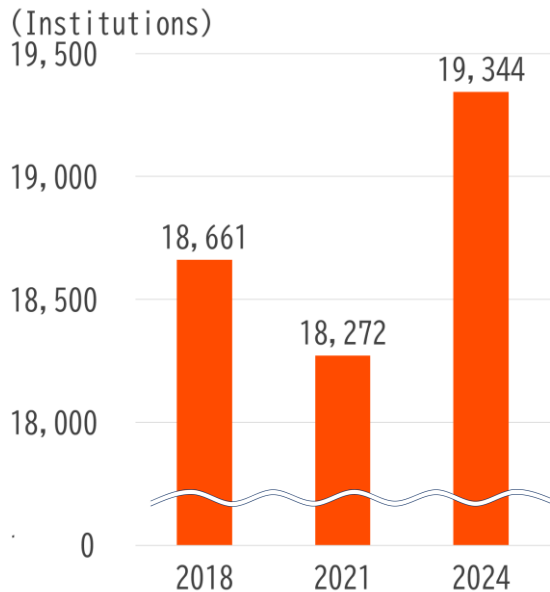
3. (3) Number of Learners: Changes by Educational Level



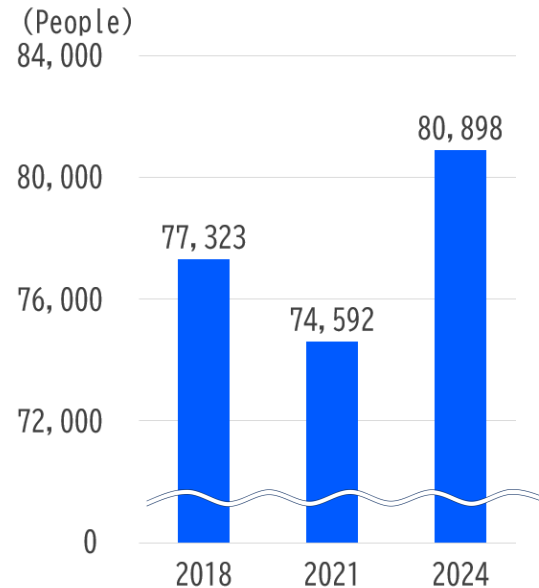
3. (4) Key Points of the Survey Results

1. First survey after the COVID-19 pandemic
Increase in institutions, teachers, and learners!

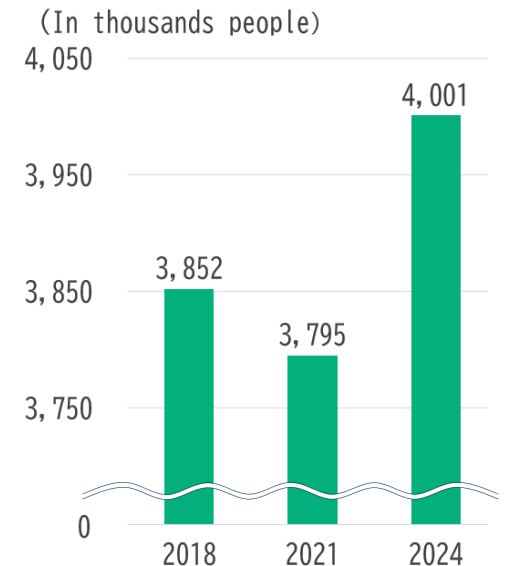
Number of Institutions



Number of Teachers



Number of Learners



3. (4) Key Points of the Survey Results

2. Increase in the number of learners at institutions, especially in South Asia
 Decrease in some countries/regions due to foreign language education policy

■ Increased number of learners (by number of increase)

Rank	Country / Region	Increased Number (People)	Increase Rate (%)
1	Korea	85,062	18.1
2	Myanmar	81,191	424.6
3	Sri Lanka	24,904	255.5
4	Indonesia	21,182	3.0
5	India	16,931	47.0

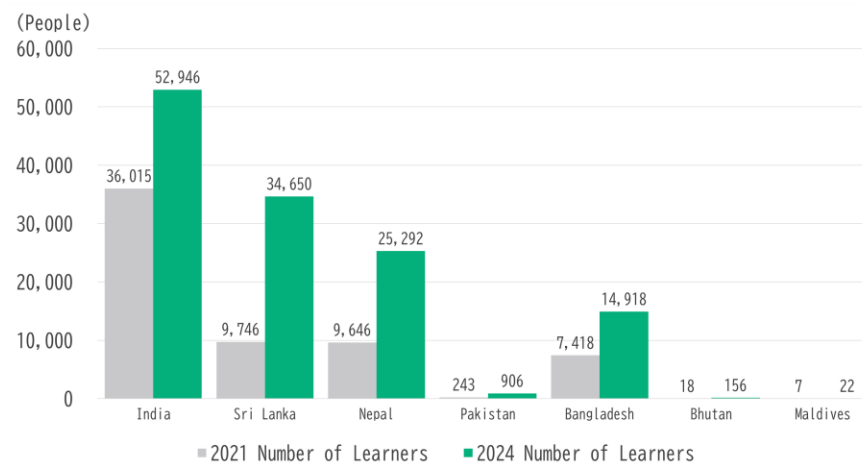
■ Number of learners in the 5 South Asian countries (by number of increase)

Rank	Country / Region	Increased Number (People)	Increase Rate (%)
1	Sri Lanka	24,904	255.5
2	India	16,931	47.0
3	Nepal	15,646	162.2
4	Bangladesh	7,500	101.1
5	Pakistan	663	272.8

■ Decreased number of learners (by number of decrease)

Rank	Country / Region	Decreased Number (People)	Decrease Rate (%)
1	China	▲38,121	▲3.6
2	United States of America	▲27,306	▲16.9
3	Taiwan	▲19,483	▲13.6
4	Hong Kong	▲6,797	▲24.6
5	Vietnam	▲5,087	▲3.0

■ Number of learners in the 7 South Asian countries



3. (4) Key Points of the Survey Results

3. Number of countries newly providing or resuming Japanese language education: 9

Number of countries with unconfirmed Japanese language education: 7

	Providing Japanese language education	Newly providing or Resumed Japanese language education	Unconfirmed Japanese language education
2024	143	9	7
2021	141	8	9

■ Status of Japanese Language Education by Country/Region

Newly introduced (3)

Kosovo, Equatorial Guinea, Djibouti

Resumed after suspension (6)

Marshall, Barbados, Oman, Ethiopia, Uganda, Zambia

Unconfirmed in this survey (7)

Kiribati, Belize, Haiti, San Marino, Yemen,

Democratic Republic of the Congo, Seychelles

JF Japanese e-Learning Minato
(hereinafter "Minato")



"Minato" (2024)

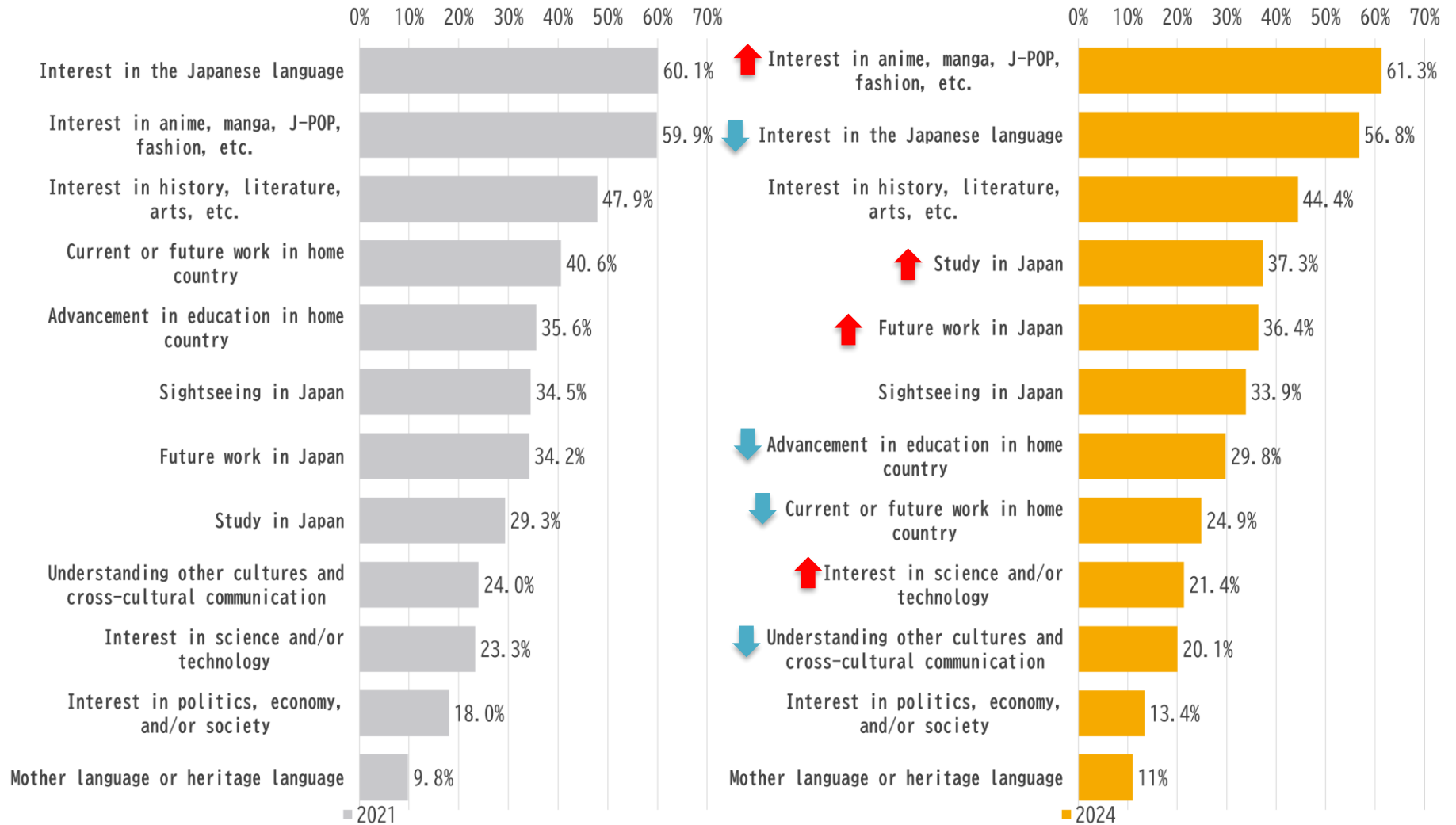
Countries/regions registered: 190

Participants : 176,841

- Among countries/regions where Japanese-language education could not be confirmed through this survey, 48 have "Minato" participants.
- Underlined countries/regions on the left indicate where "Minato" participants were confirmed.

3. (5) Purpose and Reasons for Learning Japanese

-Multiple responses allowed (optional); excludes "Other"



4. Notice of Data Correction

We have identified errors in certain figures contained in the document released on September 3, 2025.

The document has now been updated with the correct figures. We sincerely apologize for the inconvenience.

Page number	Title	Correction points
P.12	3. (1) Number of Institutions: Changes by Educational Level	① 2024 Primary Education 1,387→ 1,385 Secondary Education 9,249→ 9,248 Non-school Education 6,037→ 6,039 ② ※The total number of institutions by educational level in this graph (19,057 in 2021 and 19,940 in 2024) does not match the actual total number of institutions (18,272 in 2021 and 19,344 in 2024), as institutions providing Japanese language education across multiple levels are counted in each applicable level.
P.15	3. (2) Number of Teachers: Changes by Educational Level	2024 Primary Education 2,209→ 2,206 Secondary Education 17,522→ 17,517 Non-school Education 40,575→ 40,583
P.18	3. (3) Number of Learners: Changes by Educational Level	2024 Primary Education 305,842→ 305,822 Secondary Education 1,896,834→ 1,896,652 Non-school Education 909,060→ 909,262