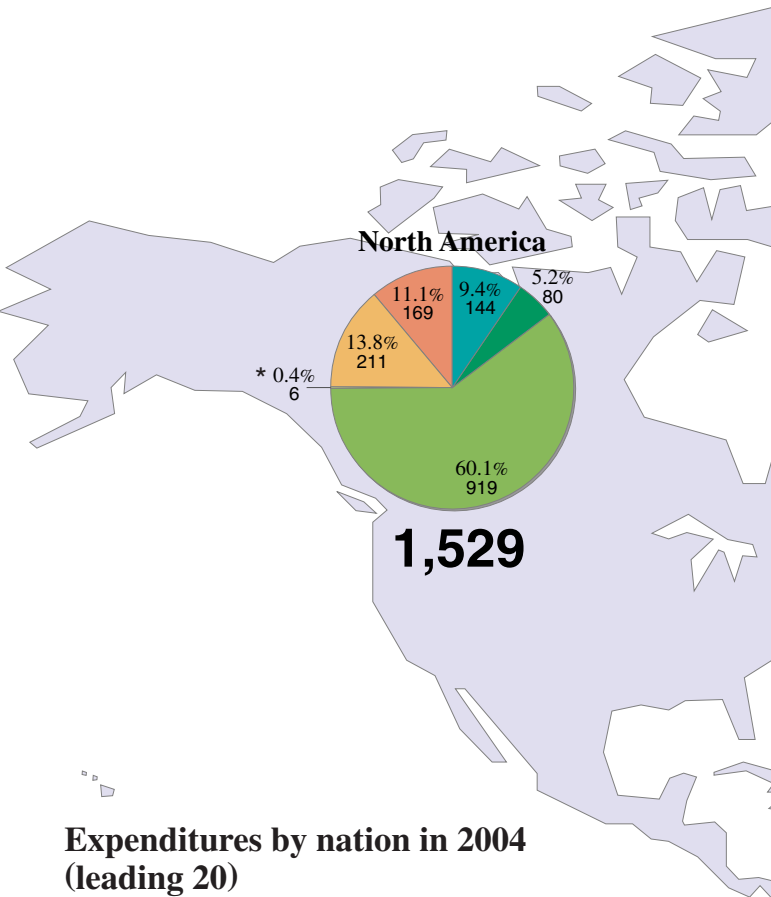


Global Network Expenditures

Unit: millions of yen



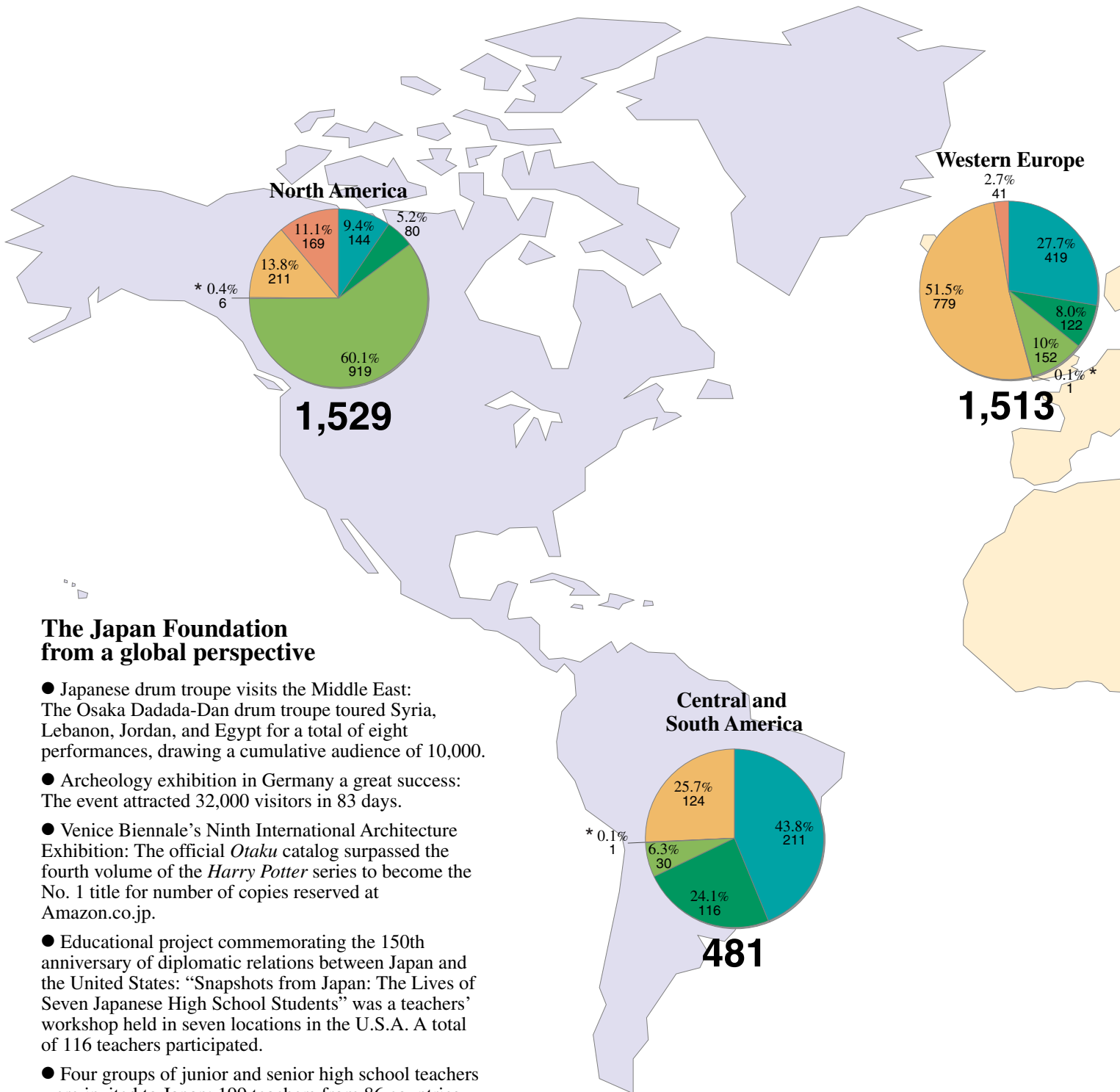
Expenditures by nation in 2004 (leading 20)

	Millions of yen	%
U.S.A.	1,354	10.9
France	558	4.5
China	529	4.3
Korea	511	4.1
Australia	453	3.6
Indonesia	347	2.8
Germany	299	2.4
Thailand	256	2.1
Brazil	235	1.9
Russia	219	1.8
Malaysia	218	1.8
Italy	213	1.7
U.K.	196	1.6
India	193	1.6
Canada	160	1.3
Philippines	156	1.3
Egypt	150	1.2
Vietnam	97	0.8
Greece	70	0.6
Hungary	68	0.5

- Arts and cultural programs
- Japanese-language programs
- Japanese studies and intellectual exchange programs
- * Survey, research, and information-service programs
- Overseas programs
- Cooperating in cultural exchange facilities

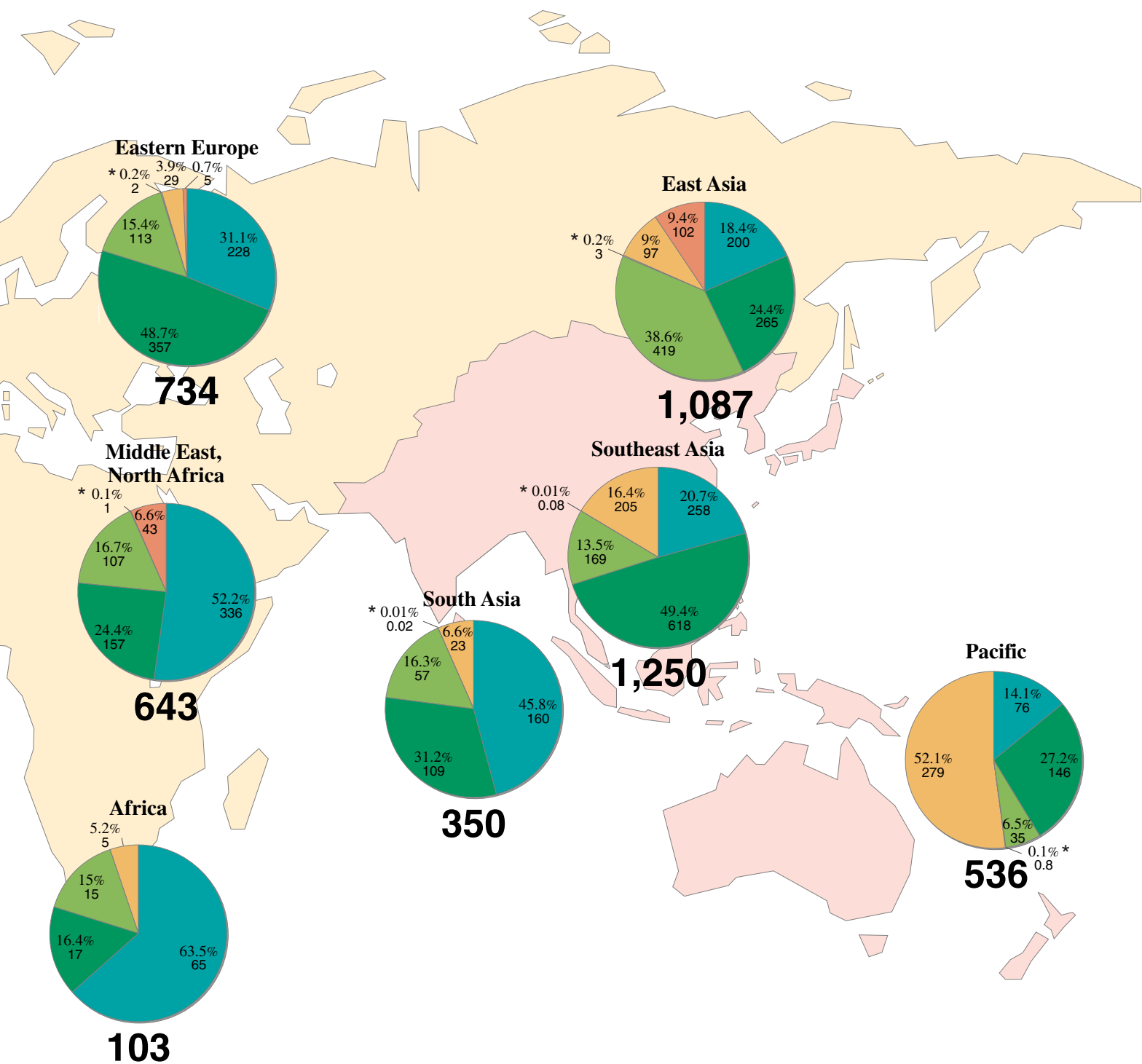
Global Network Expenditures

Unit: millions of yen



The Japan Foundation from a global perspective

- Japanese drum troupe visits the Middle East: The Osaka Dadada-Dan drum troupe toured Syria, Lebanon, Jordan, and Egypt for a total of eight performances, drawing a cumulative audience of 10,000.
- Archeology exhibition in Germany a great success: The event attracted 32,000 visitors in 83 days.
- Venice Biennale's Ninth International Architecture Exhibition: The official *Otaku* catalog surpassed the fourth volume of the *Harry Potter* series to become the No. 1 title for number of copies reserved at Amazon.co.jp.
- Educational project commemorating the 150th anniversary of diplomatic relations between Japan and the United States: "Snapshots from Japan: The Lives of Seven Japanese High School Students" was a teachers' workshop held in seven locations in the U.S.A. A total of 116 teachers participated.
- Four groups of junior and senior high school teachers were invited to Japan: 199 teachers from 86 countries took part in these visits.
- Overseas candidates taking the Japanese-Language Proficiency Test on December 5: approx. 302,000.
- Japanese language learners across the globe: 2.3 million in 127 countries and regions.
- Visitors to the library of the Japan Cultural Centre, Sydney:
Before it moved: Average of 30 persons a day.
After it moved: Average of 80 persons a day.



FY 2004 Regional Expenditures

The Americas	16.2%	2,010
Europe, Middle East, and Africa	24.4%	3,028
Asia and Oceania	26.5%	3,281
Other	32.9%	4,084